



The University of Arizona's SNAP-Ed Used the Healthy Food Pantry Assessment Tool to Identify Policy, Systems, and Environmental Changes in Food Pantries

Lauren McCullough, Natalia Santos, Vanessa Farrell, Margine Bawden, Traci Armstrong-Florian, Joyce Alves, Scottie Misner

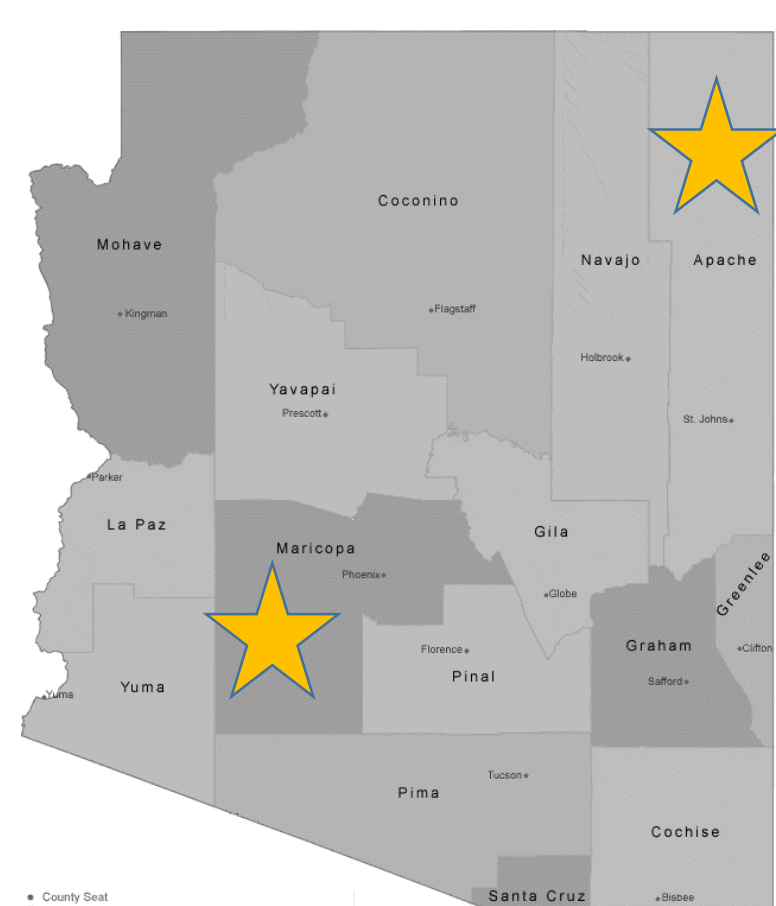
Background

Food pantry clients face higher risks for diet-related chronic disease, making pantries an ideal setting for policy, system, and environmental (PSE) changes to improve clients' nutrition.

Objective

To use the Healthy Food Pantry Assessment Tool (HFPAT), an observational survey, to measure the healthfulness of the food pantry environment and provide PSE resources to guide SNAP-Ed programming.¹

Methods




1. Four food pantries that participate in SNAP-Ed, completed the HFPAT.



2. The HFPATs were completed through visual observation and interviews with pantry staff.



3. Two SNAP-Ed staff independently completed the HFPAT and compared results.







Healthy Food Pantry Assessment Tool Report

4. Reports with results and the HFPAT Resource Guide were provided to food pantries.

Figure 1: HFPAT Process in Arizona

Results

Table 1: The HFPAT Sections, Total Points and Pantry Results



	Pantry Location and Entrance	Food Available to Clients	Policies of the Food Pantry	Frozen, Chilled, Dry Storage, and Food Safety	Services for Clients	HFPAT Scores
Total Points	15	57	12	10	16	100
Pantry 1 Maricopa County	7	21	8	10	4	50
Pantry 2 Maricopa County	8	19	6	8	4	45
Pantry 3 Apache County	11	24	6	4	4	49
Pantry 4 Apache County	11	13	8	3	6	41
Mean Scores	9.25	19.25	7	5.75	4.50	46.25

Conclusions

The UA SNAP-Ed used the HFPAT to:

- Assist food pantries to identify potential PSE interventions.
- Provide customized technical assistance and offer resources to improve food pantry low-scoring areas.

Citations and Attributions

1. Bush-Kaufman, A., Barale, K., Aragón, M. C., & Walsh, M. (2019). Development and Testing of the Healthy Food Pantry Assessment Tool. *Journal of nutrition education and behavior*, 51(5), 578-588.

All the infographics used on the poster are from Adiomia of <https://adioma.com/>