

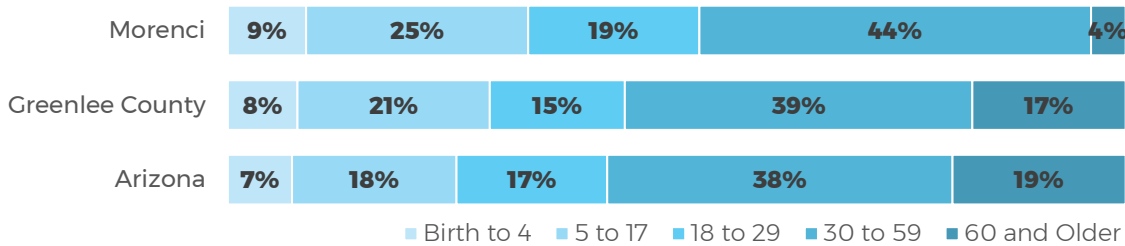
MORENCI

healthy starts here

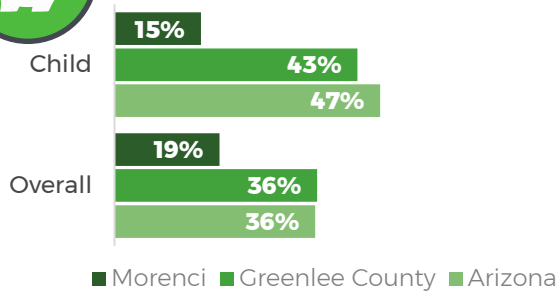


OUR COMMUNITY

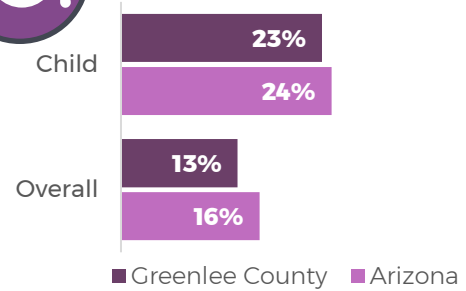
Total Population **1,489** ⁽¹⁾



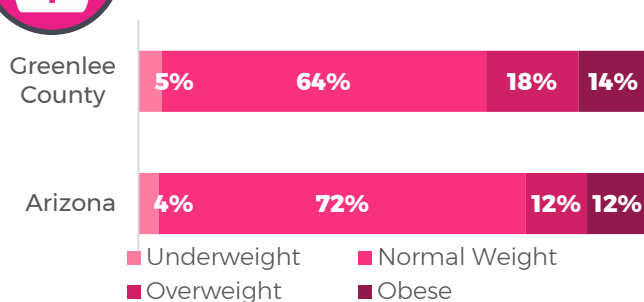
Low-income Population ⁽²⁾



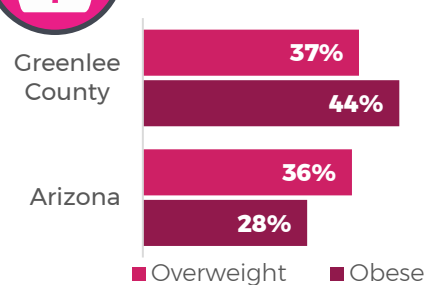
Hunger & Food Insecurity ⁽³⁾



Early Childhood Weight ⁽⁴⁾



Adult Weight ⁽⁵⁾



Ate vegetables at least 3 times and fruits 2 times daily ⁽⁶⁾

3.9% **5.1%**

Greenlee County Arizona



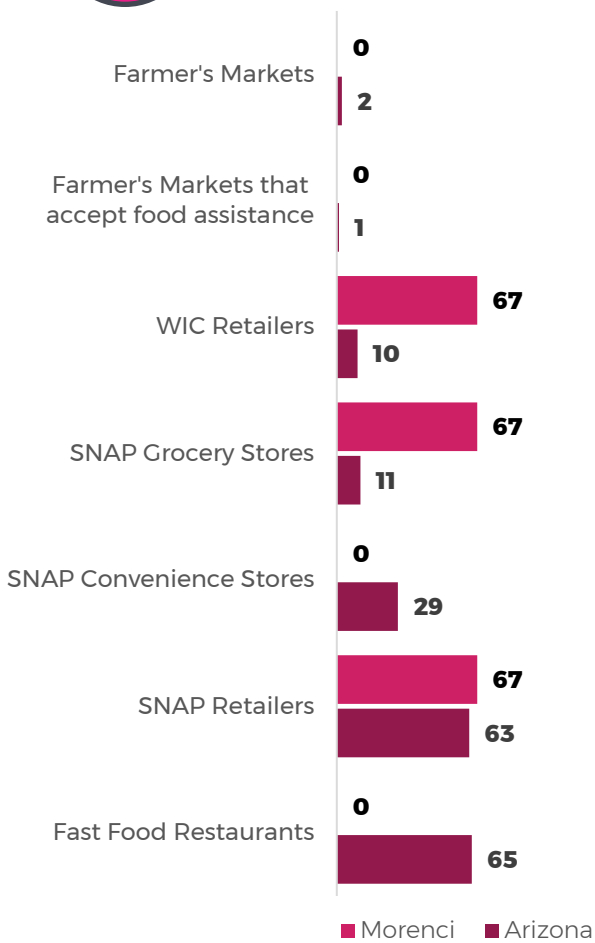
Met aerobic and strength physical activity guidelines ⁽⁷⁾

30.3% **21.9%**

Greenlee County Arizona



Stores per 100,000 people ⁽⁸⁾



% of population living within walking (half-mile) vs driving (ten-miles) distance of ⁽⁹⁾



Free or reduced priced lunches served per day ⁽¹⁰⁾



Households with no available vehicle ⁽¹¹⁾



(1) U.S. Census Bureau (2010)

(2) U.S. Census Bureau (2016). 2015 ACS 5-Year Estimates

(3) Feeding America (2016). Food Insecurity in the United States. map.feedingamerica.org

(4) (5) Arizona Department of Health Services (2017).

(6) (7) Arizona Department of Health Services (2017).

(8) (9) See Methodology.

(10) Arizona Department of Education.

(11) U.S. Census Bureau (2016).



Learn More

azhealthzone.org