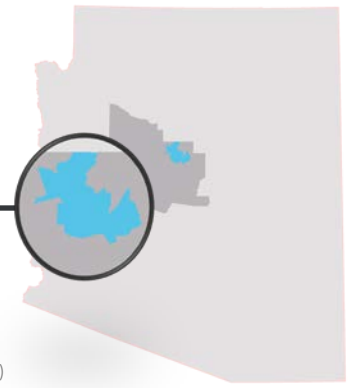


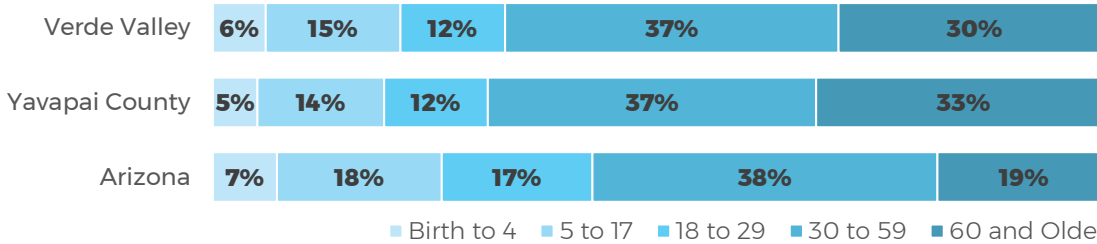
# VERDE VALLEY

healthy starts here

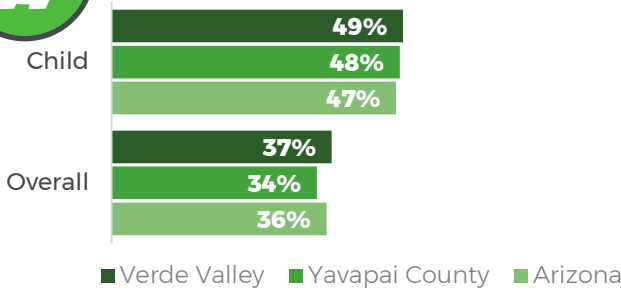


## OUR COMMUNITY

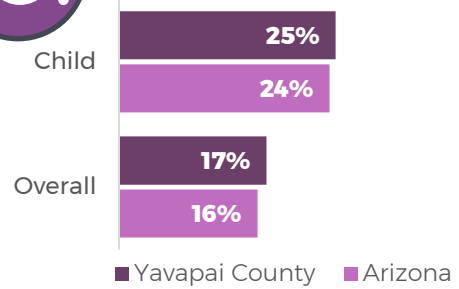
Total Population **33,141** <sup>(1)</sup>



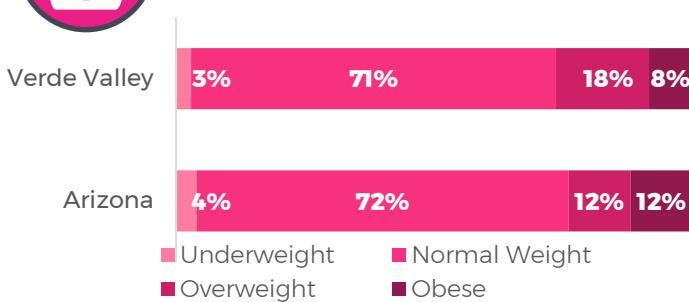
### Low-income Population <sup>(2)</sup>



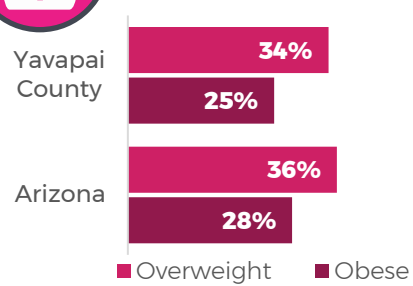
### Hunger & Food Insecurity <sup>(3)</sup>



### Early Childhood Weight <sup>(4)</sup>



### Adult Weight <sup>(5)</sup>



Ate vegetables at least 3 times and fruits 2 times daily <sup>(6)</sup>

**4.4%** **5.1%**

Yavapai County Arizona



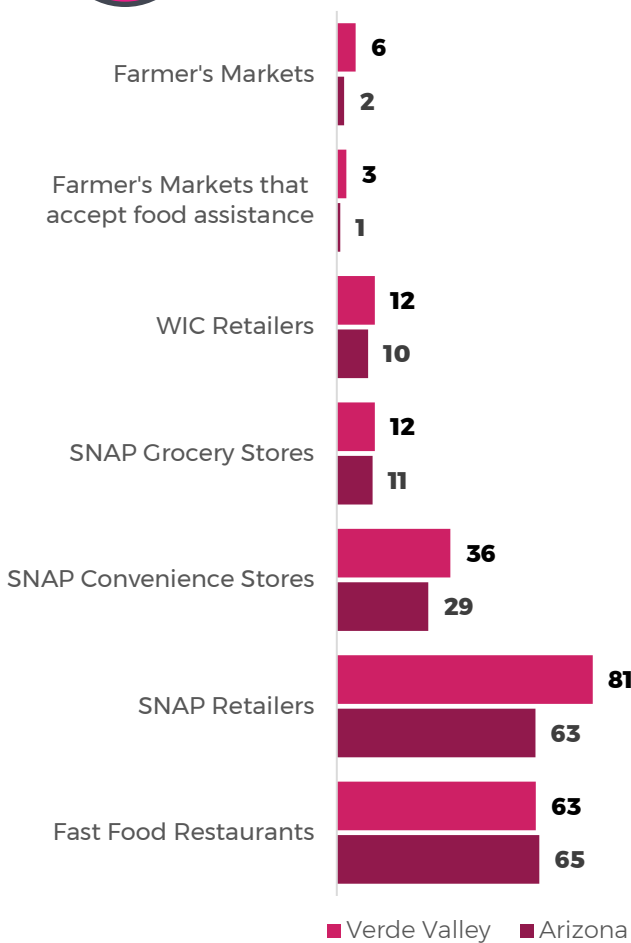
Met aerobic and strength physical activity guidelines <sup>(7)</sup>

**19.9%** **21.9%**

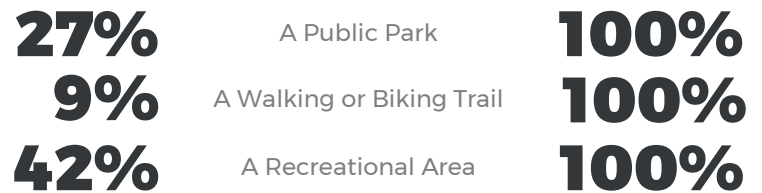
Yavapai County Arizona



### Stores per 100,000 people <sup>(8)</sup>



### % of population living within walking (half-mile) vs driving (ten-miles) distance of <sup>(9)</sup>



### Free or reduced priced lunches served per day <sup>(10)</sup>

**1,515**

School Year

**222**

Summer



### Households with no available vehicle <sup>(11)</sup>

**4%**

Verde Valley

**5%**

Yavapai County

**7%**

Arizona

(1) U.S. Census Bureau (2010). 2010 Decennial Census  
 (2) U.S. Census Bureau (2016). 2015 ACS 5-Year Estimates  
 (3) Feeding America (2016). Food Insecurity in the United States. map.feedingamerica.org  
 (4) (5) Arizona Department of Health Services (2017).  
 (6) (7) Arizona Department of Health Services (2017).  
 (8) (9) See Methodology.  
 (10) Arizona Department of Education (2017).  
 (11) U.S. Census Bureau (2016). 2015 ACS 5-Year Estimates



Learn More

[azhealthzone.org](http://azhealthzone.org)